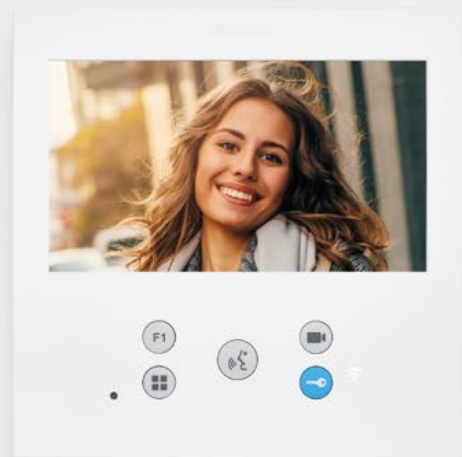
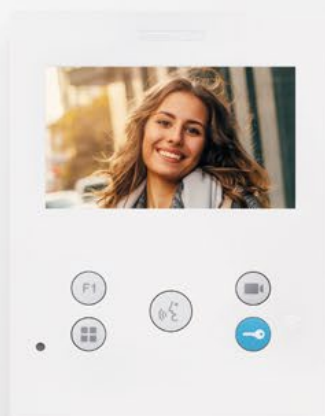


FERMAX



Connected video door
entry systems

SECURITY AT HOME

VIDEO DOOR ENTRY SYSTEMS

DUOX PLUS WiFi Monitor




VEO and VEO-XS 4.3" colour monitors and VEO-XL 7" colour monitors, made from high-impact ABS plastic and UV protection, with settings for contrast, brightness, colour, audio volume, call ring tone volume, do not disturb function, doorbell, date and time, silicone buttons for activating the lock release that are pleasant to the touch, access to the main OSD menu from the screen, activation of the outdoor panel camera, and various other additional configurable functions such as activating second access, courtesy light, etc. Available in white and for surface installation.




WiFi connection
LED indicator



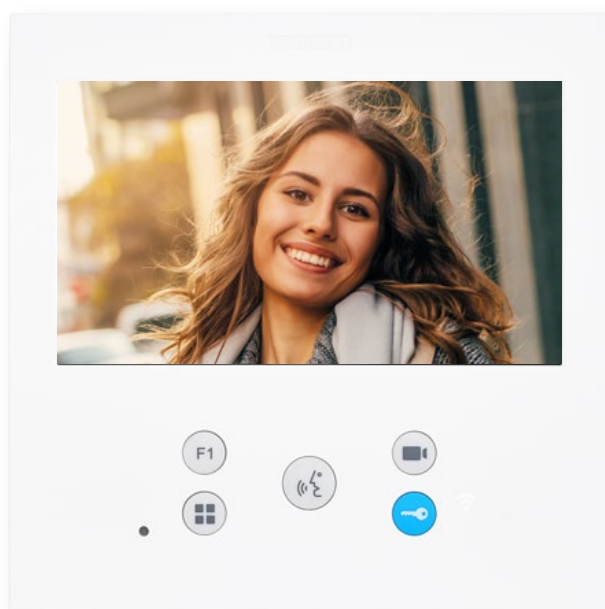
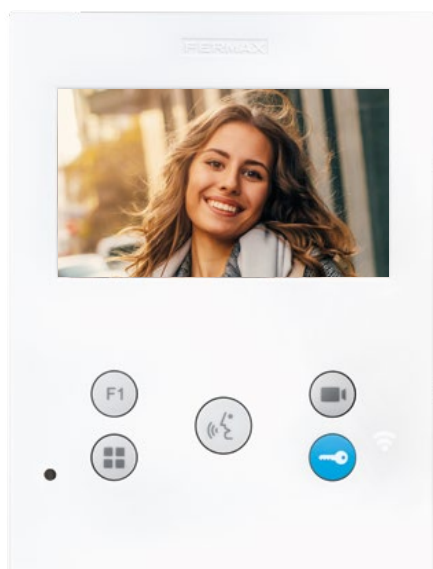
DUOX^{plus}

-  Pick up
-  Reject/Hang up
-  Door opening



Two WiFi monitor options: the VEO monitor with its unique handset design incorporating a magnet that enables the user to hang up correctly at the end of the conversation, and the VEO-XS and VEO-XL hands-free monitors.

VEO, VEO-XS and VEO-XL DUOX PLUS WiFi monitors are equipped with a WiFi connection that allows call forwarding to mobile devices. Thanks to the Fermax BLUE app, the functions of the video door phone can be managed from a smartphone or a tablet, in order to connect you to your home, wherever you are.



With Duox Plus WiFi monitors everything changes

Download the free app BLUE and you'll be able to receive calls from your video door entry system on your smartphone or tablet, wherever you are.

What is more, you can manage several houses from the same mobile device. Whether you are travelling, at work or on holidays, it'll be like being at home.

Functionalities

FERMAX

Advanced Functions



Automatic capture of images with the call



Ringtone selection and call volume adjustment

F1

Additional function F1

F2

Additional function F2



User's configuration menu



"Do not disturb" mode



Pairing with WiFi network.
Only for WiFi models

Scan the code to find out what you can do with the new **DUOX PLUS WiFi MONITORS**



Basic Functions



Lock release button



Activate / deactivate communication.
Only in VEO-XS y VEO-XL models

F1

Activation of pre-configured additional function




Auto-on. Camera and panel switching



OSD menu. Access advanced functions

Duox Plus Monitors without WiFi connectivity

DUOX PLUS Monitors












Installation extension with the secondary terminal

DUOX PLUS Telephones



Product specifications

	MONITORS						TELEPHONES		
									
	VEO WiFi	VEO-XS WiFi	VEO-XL WiFi	VEO	VEO-XS	VEO-XL	VEO	LOFT EXTRA	iLOFT
reference	9446	9449	9469	9445	9448	9468	3444	3452	3450
dimensions	200x200x23	125x165x21	185x185x21	200x200x23	125x165x21	185x185x21	82x214x43	85x220x40	90x146,5x20
screen	TFT 4,3" colour		TFT 7" colour	TFT 4,3" colour		TFT 7" colour	-		
installation	Surface						Surface		

Dimensions (width) x (height) x (depth) mm



Accessibility

All DUOX PLUS monitors have a model that includes a handset with inductive loop. Adapted for people with hearing impairment.



CONNECTIVITY FOR ALL

www.fermax.com

