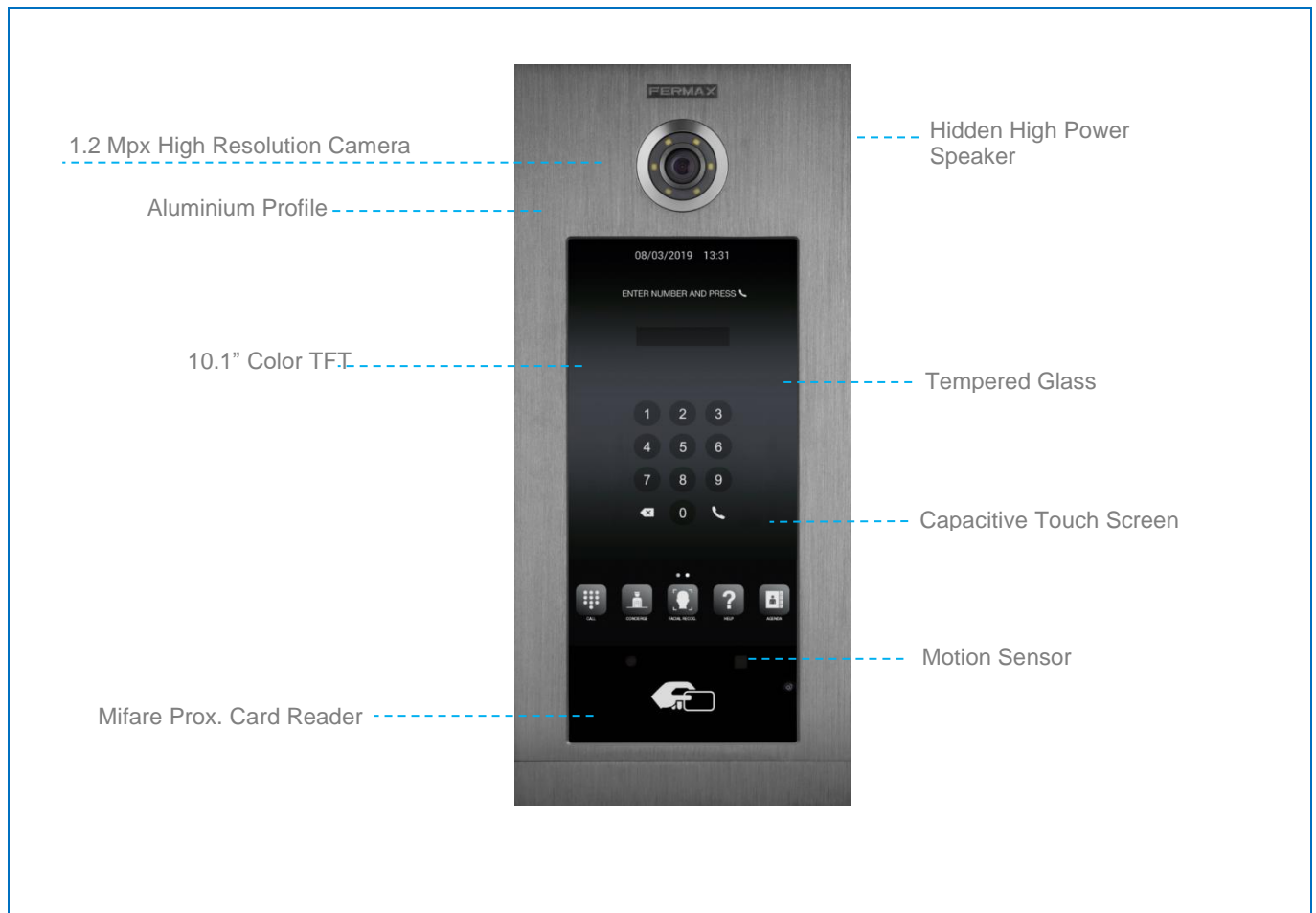


REF. 1445 KIN DIGITAL VIDEO PANEL



FEATURES

- Aluminum Profile
- High Resistance Tempered Glass on touch screen.
- Hands Free Audio Communication.
- High-Definition Color Camera.
- 10.1" Color TFT Screen.
- Face recognition (up 6.000 users).
- Tags for identification when calling other devices.
- Screen brightness adjustable.
- Android Modular Structure.
- Access Control Integrated For 100.000 Cards.
- RS485 Integration Ready (Lift Control).
- Available in 12 languages.
- SIP VoIP compatible.
- Screensaver and help screen customizable.
- Remote reset and factory settings.

FUNCTIONS

CALL TENANT



Visitors can call the desired tenant from the General Entry or the Block Entry. It is possible to use numbers (0-9) and letters (A-H).

General Entry: Visitors need to enter from 1 to 3 digits block number followed by a 4 digits apartment number.

For example, if the addressee lives in block 3 apartment 260A, the visitor shall enter: 3260A. In the case of apartments with only numbers, if the addressee lives in block 3 apartment 2601, the visitor shall enter 32601.

Block Entry: Visitors need to enter from 1 to 4 digits apartment number.

For example, if the addressee lives in apartment 21, the visitor shall enter the code 21.



AGENDA

It is possible the visitors call tenants by means of selecting them on the electronic directory. 3 modes: text, pushbuttons & images. Text mode: capacity of 10.000 users (name and apartment number). Pushbuttons mode: Up to 9899 tenants, order by apartment number. Images mode: Up to 5 pages, 8 images/page. The agenda is managed by means of the integrated webserver. Whitelist to hide names.



CALL TO GUARD UNIT

If the visitor or tenant needs to be assisted, they can call up to two Guard Units that can be defined at each panel.

This call can be made from both General Entry and Block Entry.

Furthermore, up to 98 different guard units can be called dialing their numerical code (9901...9998) from the keypad.

ADDITIONAL RELAYS

It is possible to add up to 4 additional relays. (One Module Ref.1491 is required).

It is also possible to add an additional relay for opening the door safely.

(Module Ref. 1490 is required)

Tenants can then open additional doors (garage, corridors, etc.), when called from any panel in their block or main entrance. These relays can be linked to CCTV IP cameras.

PIN CODE ACCESS CONTROL


It is possible to define up to 8 access codes (pin) for the users can open the door.

Codes can have 4 to 6 digits long and may be changed through the integrated webserver.

FACE RECOGNITION ACCES CONTROL

Using the FACE RECOGNITION icon, the tenants can be identified in the front of the panel, tapping on the face recognition icon, and then the door can be opened.

MEET Management Software is required to load face IDs.



PROXIMITY ACCESS CONTROL

Integrated Mifare card reader that controls up to 100.000 cards. MEET Management Software is required to load face IDs. In addition, the panel can be connected to third party access control units through Wiegand 26 protocol.

VIDEO STREAMING

RTSP video stream can be constantly sent to NVR or third-party system so that the panel camera can be used as a regular CCTV camera for surveillance purposes.

RTSP video stream and face recognition cannot work simultaneously.

TAMPER

The panel is protected against vandalism thanks to the tamper alarm switch, so in case the panel is removed from its flush box a warning message will be sent to concierge and/or MEET Management Software.

TECHNNICAL SPECIFICATIONS

System:

- CPU: Quad-core Cortex™-A7 1.5GHz
- GPU: Mali400MP2
- FLASH: 8GB eMMC Flash
- SDRAM: 1GB DDR3L

Screen:

- 10,1" Color TFT
- Resolution 1024 x 600 pixel
- View angle: 130° H, 140° V
- Contrast: 800/1
- Brightness: 300cd/m2

Audio Features:

- G.711/G 729 codec

Camera:

- 1/3" CMOS Color
- 120° diagonal Lens, Horizontal 105°, Vertical 55°
- 1280 x 720 pixel
- Minimum Illumination 0.5 LUX. Automatic white led activation
- AWB

Built-in MIFARE Classic reader:

- 4-bytes cards only (see ref. 52740/52750)

Power Consumption:

- On standby: 250 mA.
- Working: 1000 mA.
- Standby with heater active: 750 mA (*).
- Working with heater active: 1500 mA (*).

Working voltage:

- 12 Vdc (recommended in places below -20° C).
- PoE.

Connectivity:

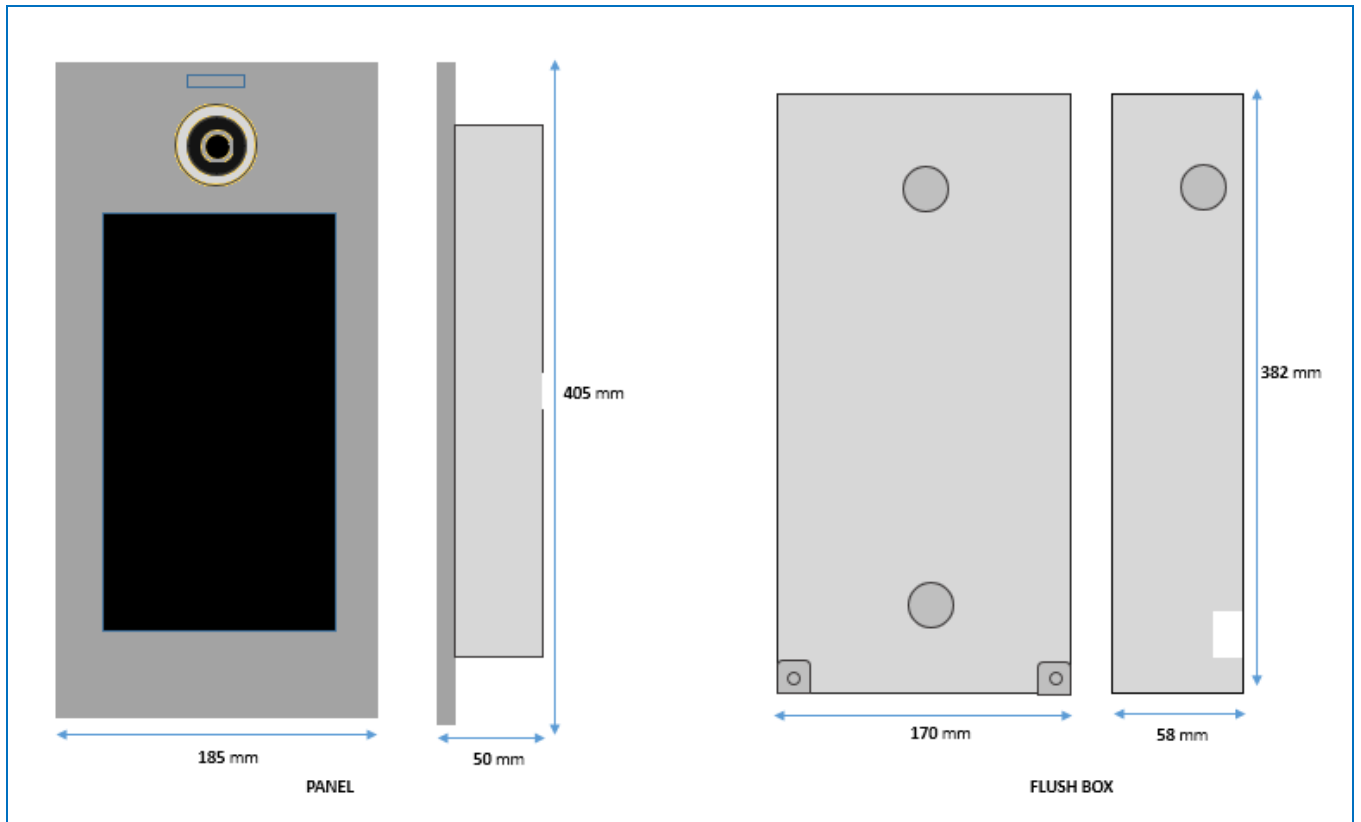
- Ethernet RJ-45 Connector.
- RS485 connection port for lift control and auxiliary relays module.
- Secondary access control reader connection (Wiegand 26).
- Built in web server for configuration and remote management.

Working Environment:

- Temperature: -25 °C + 70 °C.
- Humidity: 10 – 90% (non-condensing).
- IP 54.

* The heater is automatically activated at -20°C (approximately)

DIMENSIONS



CONNECTIONS

POWER		
1	2	3
+12V	-	NA

OUTPUT				
1	2	3	4	5
NC	NC	C	C	NO

EX.PROXIMITY			
1	2	3	4
+5V	-	WD0	WD1

Exit Button /Door Sensor			
1	2	3	4
EXIT	-	NA	DS

RS485	
1	2
485+	485-

- **RJ-45:** 10/100 Base -T Ethernet PoE
- **+12V, -:** 12Vdc power supply
- **+5V, -, WD0, WD1:** External Wiegand-26 prox reader and auxiliary 5Vdc supply.
- **EXIT, -, DS:** Exit pushbutton and opened door sensor.
- **NC, NC, C, C, NO:** Electric lock relay terminals.
- **485+, 485-:** RS-485 serial port for lift control