

REF. 9531/9532 MILO DIGITAL VIDEO PANEL



MILO panel is presented in two different versions: capacitive touch keypad and mechanical keypad. Its 4.3" TFT screen shows the user the steps to follow.

FEATURES

- Aluminum Profile
- High Resistance Tempered Glass (Ref.9532) or PMMA (Ref.9531)
- Hands Free Audio Communication
- High Definition Colour Camera
- 4.3" Colour TFT Screen
- Face recognition (up 6000 users)
- Reset and factory settings
- Android Modular structure
- Wiegand input/output for third party integration
- Wide Range working environment
- Access Control Integrated for 100.000 cards
- Available In 12 languages
- Fire alarm with door unblocking and message to guard unit and MMS.
- Door forced and door left open alarms.
- SIP VoIP compatible.

REFERENCES

- Ref.9531 DIGITAL VIDEO MILO PANEL
- Ref.9532 DIGITAL VIDEO TOUCH MILO PANEL
- Ref.9542 MILO PANEL FLUSH BOX – L

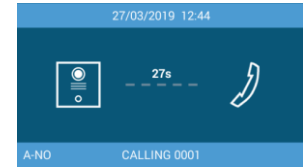
FUNCTIONS

CALL TENANT

Visitors can call the desired tenant from the General Entry or the Block Entry.

General Entrance: Visitors need to enter 1- or 2-digits block number followed by a 4 digits apartment number. For example, if the addressee lives in block 2 apartment 101, the visitor shall enter: 20101.

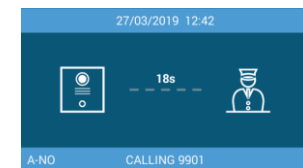
Block Entrance: Visitors need to enter from 1 to 4 digits apartment number. For example, if the addressee lives in apartment 21, the visitor shall enter: 21.



CALL TO GUARD UNIT

If the visitor or tenant needs to be assisted, they can call the main Guard Unit by entering the number 9901. This call can be made from both General Entry and Block Entry.

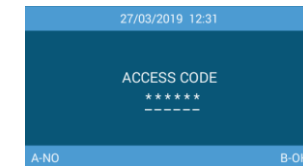
Up to 98 different guard units can be called (9901...9998).



ACCESS PIN CODE

It is possible to define up to 8 access codes (pin) to open the door.

Codes can have 4 to 6 digits long.



FACE RECOGNITION

Tenants can be identified in the front of the panel, and then the door been opened by means of pressing A key.

This operation can automatically disable the alarm in their house.

ACCESS CONTROL

The panel includes a Mifare card reader that controls up to 100.000 cards.

It is possible to manage cards by means of the MEET Management Software. In addition, the panel can be connected to third party access control units through Wiegand 26 protocol.

IP CAMERAS

It is possible to configure up to 4 IP cameras that can be used as an auxiliary camera from all the monitors installed in the same block. These cameras can be used for tracking visitors through the corridors or common areas in the condominium.

ADDITIONAL RELAYS

It is possible to add up to 4 additional relays. (One Module Ref.1491 is required).

Tenants can then open additional doors (garage, corridors, etc.), when called from any panel in their block or main entrance.

VIDEO STREAMING

RTSP video stream can be constantly sent to NVR or third-party system so that the panel camera can be used as a regular CCTV camera for surveillance purposes.

RTSP video stream and face recognition cannot work simultaneously.

TAMPER

The panel is protected against vandalism thanks to the tamper alarm switch, so in case the panel is removed from its flush box a warning message will be sent to concierge and/or MEET Management Software.

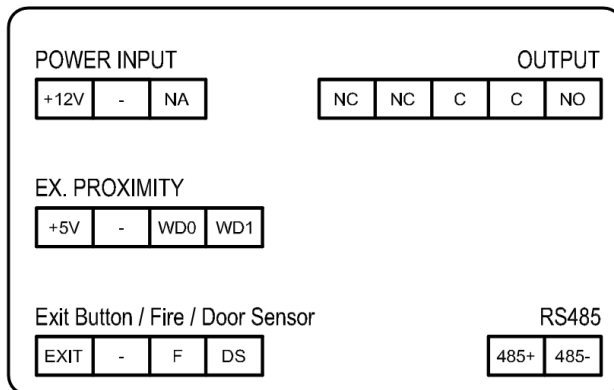
FIRE ALARM

Working with a fire detection system, when activated, an acoustic alarm is triggered in all the panels in the block. Furthermore, all the corresponding doors are automatically unblocked, and a warning message is sent to the concierge and Meet Management Software (if exists).

DOOR FORCED ALARM

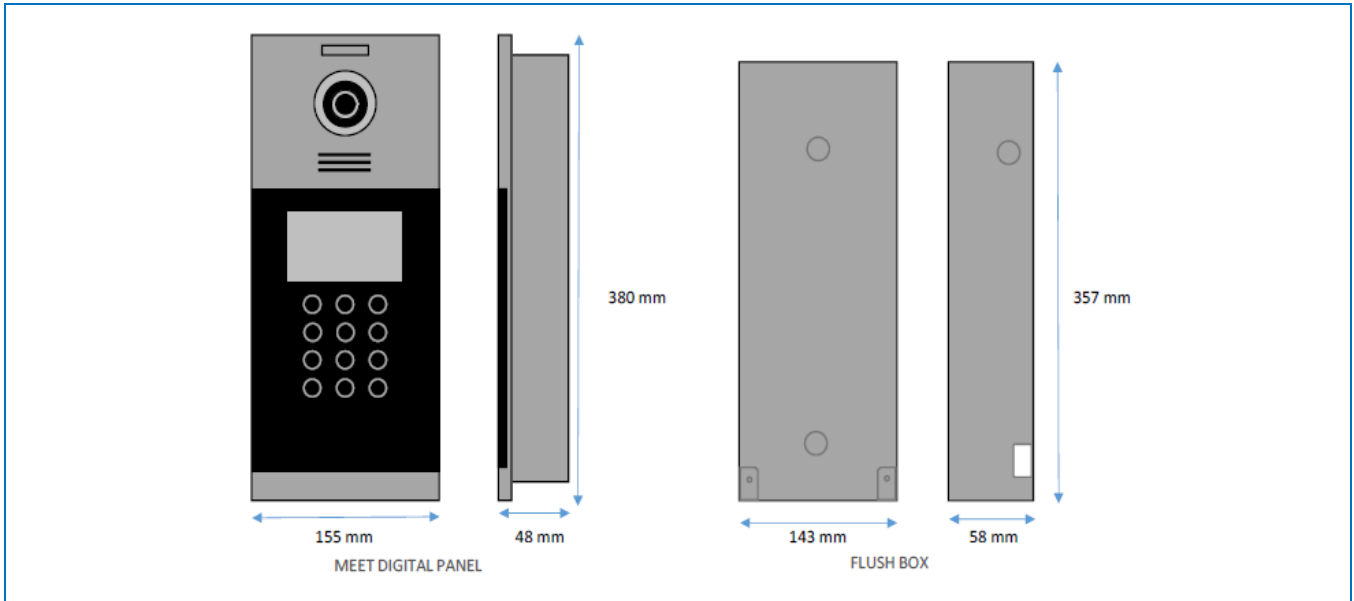
Any attempt to force the door is detected and warned by means of an acoustic alarm in the panel and a message is sent to the concierge (if exists).

TERMINALS



- **RJ-45:** 10/100 Base -T Ethernet
- **+12V, - :** 12 Vdc power supply
- **EXIT, -, F, DS** Exit pushbutton, fire alarm and opened door sensor connections.
- **+5V, - , WD0, WD1:** 5 Vdc supply for external devices and Wiegand-26 protocol output or input
- **NC, NC, C, C, NO:** Relay output for electric lock terminals.
- **485+, 485-:** RS-485 serial port for lift control & relays.

DIMENSIONS



TECHNICAL SPECIFICATIONS

<p>System:</p> <ul style="list-style-type: none"> CPU: Quad-core Cortex™-A7 1.5GHz GPU: Mali400MP2 FLASH: 4GB SDRAM: 1GB DDR3L <p>Screen:</p> <ul style="list-style-type: none"> 4.3" Color TFT Resolution 480*272 pixel View angle: 110° H, 90° V Contrast: 400/1 Brightness: 200cd/m² <p>Audio Features:</p> <ul style="list-style-type: none"> G.711 codec Audio OLR> 15dB <p>Camera:</p> <ul style="list-style-type: none"> 1/3" CMOS Color Horizontal 72°, Vertical 54° 1.2 Mega Pixels Minimum Illumination 0.5 LUX. Automatic white led activation AWB <p>Built-in MIFARE Classic reader:</p> <ul style="list-style-type: none"> 4-bytes cards only (see ref. 52740/52750) 	<p>Power Consumption:</p> <ul style="list-style-type: none"> On standby: 250 mA Working: 500 mA <p>Working voltage:</p> <ul style="list-style-type: none"> 12 VDC <p>Connectivity:</p> <ul style="list-style-type: none"> Ethernet RJ-45 Connector RS485 connection port for lift control Secondary access control reader connection (Wiegand 26) Built in web server for configuration and remote management <p>Working Environment:</p> <ul style="list-style-type: none"> Temperature: -25 °C. + 70 °C Humidity: 10 – 90% (non-condensing) IP 54
--	---